

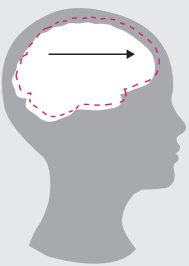


For questions and concerns, please contact:

Let's talk about concussion and your child's risk for more serious injury such as bleeding in or around the brain.

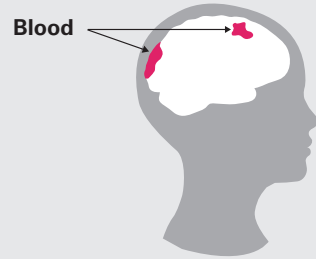
Concussion

Brain movement within the skull




- Symptoms* may include headache, nausea, dizziness, or difficulty concentrating
- Symptoms should resolve in several days to a few months
- Recovery is almost always complete
- Cannot be seen on a CT scan

Brain Injury



In 100 children with minor head injury similar to your child:

3 will have brain injury and **97 will not**



- Occurs when the head injury is severe enough to cause bleeding in or around the brain
- May require medical intervention such as a stay in the hospital or surgical procedure

Kuppermann et al., Lancet, 2009

*This information may not apply to young children who are not yet able to walk or talk.

After monitoring your child in the emergency department for a period of time, we will find out if there is any serious bleeding in or around the brain with:



HEAD CT SCAN

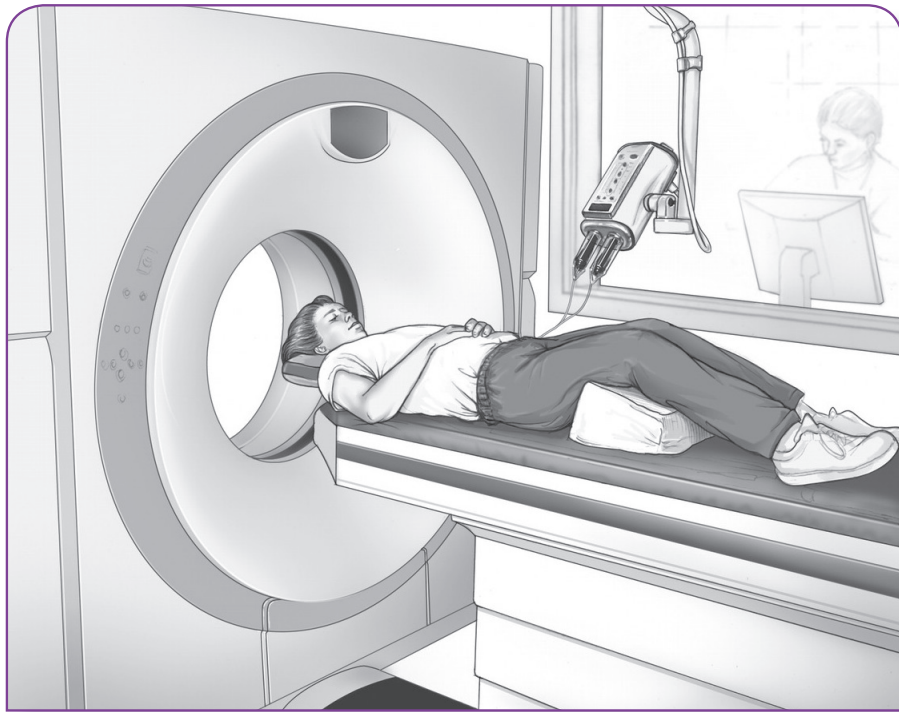
or




OBSERVATION AT HOME

You can have a head CT scan test done to determine if your child has had a brain injury.


If your child's symptoms are the same or better in the next 1-2 days, then there was no serious bleeding in or around the brain.




It is very unlikely, but if your child develops new or worsening symptoms* such as these, bring him/her back to the Emergency Department as soon as possible.




Lack of alertness
(if they are becoming less and less alert within the next day)




Severely worsening headache
(despite resting)



Vomiting
(enough episodes to interfere with eating)



Unsteady or cannot walk





Difficulty talking or recognizing people

Your child can maintain regular activities such as sleep.

* Some symptoms may not apply to young children who are not yet able to walk or talk.

Please circle the issues that are most important to you and your child.

	SPEED OF DIAGNOSIS	RADIATION	SEDATION	COST	POTENTIAL DOWNSIDES	WAIT IN ED
HEAD CT SCAN 	Now	Yes	Possible	May increase cost depending on your coverage	May find irrelevant things that lead to more tests	Typically longer
OBSERVATION AT HOME 	Delayed	No	No	No added cost	Potential return to ED if symptoms worsen	Typically shorter

After discussing this together, we want to do:

- HEAD CT SCAN
 OBSERVATION AT HOME
 Let the Emergency Department doctor decide what to do next

You will have the opportunity to revisit this decision with your doctor while you are in the Emergency Department.